

# Making Homework Relevant Through Choice

*Meaningful and Applicable - the way homework was  
meant to be*

Sarah Patin, Otsego Middle School

[spatin@otsegops.org](mailto:spatin@otsegops.org)

@espanolsrs - Twitter

# Our Agenda

1. Purpose
2. Who I am
3. From "Home Fun" to choice T.A.R.E.A.
4. Stamp sheet
5. Challenges
6. Advantages
7. Examples of choices
8. Thoughts/Questions

# Purpose

- To get language teachers talking and thinking about the relevance of the homework they assign.
- To equip language teachers with ideas and tools to implement student choice homework

# Sarah Patin, M.A.

- Wife and mom
- Former HS Spanish 1-4 teacher
- MS Spanish 1-2 teacher
- WMU Bronco
- M.A. Educational Leadership
- Detroit Tigers & Pistons
- Disney



# Home Fun

P.E.A.K. Conference, 2006

Performance Excellence for  
All Kids

<https://www.peaklearningsystems.com/>



# Home Fun

- Spend 10 minutes/night working with Spanish in any way
- Students provided with list of examples
- Journalled about what they did the night before in class next day
- Worked for a while, but...

*Michigan World Language Standard 5.1  
I will use Spanish in school and outside of school.*

*Michigan World Language Standard 5.2  
I will enjoy using and learning the Spanish language for years to come.*

## Home Fun 2014

**Each night (Monday-Friday), you are asked to spend 5-10 minutes working with the Spanish language in some way. So, you will always have something Spanish-related to do at home each night.** Home fun is a way for you to use the Spanish language in ways that YOU choose. **What you choose to do for your home fun should be directly related to your current GOAL in this class.** Doing home fun will improve your Spanish by leaps and bounds! Although not limited to the following, here are some things that you may choose to do:

1. Watch a Spanish TV show or movie
2. Listen to a Spanish song (on the radio, internet, CD)
3. Speak Spanish with a classmate – in person or on the phone (even on the bus/in car)
4. Instant message a friend in Spanish
5. Email/Text message a friend in Spanish
6. Listen to a Spanish podcast (there are several free ones online or through iTunes)
7. Follow someone on Twitter who tweets in Spanish (Mrs. Patin has some names for you)
8. Tell a story from class to someone in Spanish (the person doesn't have to understand)
9. Tell an original story to someone in Spanish (the person doesn't have to understand)
10. Read the lyrics to a song that we are singing/have sung - out loud or to yourself
11. Sing a song that we've been singing (a cappella or to the music)
12. Read an article from an online source in Spanish – this could be the news, about a famous person, about culture, or anything that sounds interesting to you
13. Do the night's class homework assignment (you will be assigned homework from time to time, and this will fulfill the home fun for the evening)
14. Teach someone in your family or a friend some Spanish
15. Use a phone/computer/web site that has the language set to "Spanish."
16. Complete an online practice activity (there are many sites to practice/use Spanish)

Of course, if you think of another way to use/work with the Spanish language you may do it! If you really do something neat, please share that with me, so it can be shared with everyone else! **Also, please try to do a variety of things for home fun. Each day you will be given time to journal what you did the previous night on your "Diario de Home Fun" (Home Fun Journal).** All you have to do is briefly describe how you used/worked with the Spanish language for 5-10 minutes the previous evening. You can write your explanation in English, Spanish, or a combination of the two – **please use Spanish when you can.** You do not have to write in complete sentences – but I want more than just a word or two. You should be **specific in your descriptions.** If you did not do home fun for a given night, just leave the day blank on the journal. I will collect the sheets every other Monday. They will be returned to you and placed in the **FRONT of your Spanish notebook,** so that you can track your progress on attaining your goal(s) for the class. **IF WE DON'T HAVE SCHOOL, YOU DON'T HAVE TO DO HOME FUN (examples, snow days, professional development). HOWEVER, IF YOU ARE ABSENT, YOU STILL NEED TO DO HOME FUN!**

### **Example Diario entries:**

lunes – Spoke on the phone with a friend (Hablé en español por teléfono con un amigo.)  
martes – Sang the "Fiesta" song (Canté la canción "Fiesta.")  
miércoles – Sang the "Fiesta" song (Canté la canción "Fiesta.")  
jueves – Did my homework (Hice/Escribí la tarea.)  
viernes – Told a story to mom (Conté un cuento a mi madre.)



# Twitter PLN (Personal Learning Network)



#langchat - Thursdays @ 8:00 PM  
Saturdays @ 10:00 AM

# Musicuentos

3 points

1. Listen to radio 30 minutes (talk)
2. Read a Spanish-language newspaper for 30 minutes (may be online).
3. Read an article about a famous Latino musician or politician on es.wikipedia.org.
4. Listen to a sermon (at least 20 minutes) in Spanish (see oneplace.com).
5. Watch five videos Intermediate B or higher on <http://www.laits.utexas.edu/spe/>
6. On mememartes.tumblr.com, read 10 memes. Choose your favorite and answer the accompanying questions.
7. Read the last 50 Spanish-language tweets using a hashtag for a Latin-American country (try twubs.com, twitterfall.com).
8. Have a 10-minute conversation with Siri in Spanish. What was her funniest answer?
9. Tutor a lower-level Spanish student for 20 minutes.
10. Watch 2 Spanish-language commercials on YouTube and in writing, compare the products sold. Also note any cultural aspects of the commercials.

1. Watch television in Spanish for 30 minutes and summarize the program (try Hulu Latino).
2. Read a book in Spanish for 30 minutes (may get one from Sra. Cottrell, may not be Ciudad de las bestias). Write and answer 5 comprehension questions from the selection.
3. Watch 3 video clips on sports and 3 video clips on current news on Univision.com. Via my Google Voice number, orally compare any two of them.



4. Make a recipe from MICocinaLatina.com or any other Spanish recipe site (Univision has a good section). In Spanish, record yourself describing your and your family's reaction to it.
5. Find 5 Hispanic different snacks, candies, or drinks. Read the packages, buy one and taste it, and compare their flavors and ingredients to something comparable in our culture.
6. Call the feedback number on a product for Spanish speakers and give them your opinion about the product.
7. Explore the website for a theme park or regional festival in a Spanish-speaking country. Plan a schedule for spending a day there.

4 points

<http://musicuentos.com/2014/08/aventura/>

Sara-Elizabeth Cottrell



# Creative Language Class

**THE REAL WORLD LANGUAGE**

This is a true story, about (school) students, living in (town)! They will explore 8 of the listed activities, and share with their class. This sheet will be stamped, and then collected at the end of the unit.

Find out what happens when (language) ITOP1 being a class and starts being REAL!

Find an article about a sports injury. Suggestions: www.espanolporte.com www.sport.fr	Have a text conversation about something that's hurting and how to treat it with someone.	Sing the children's song the "head, shoulder, knees, toes." "Hokey Pokey" "Neck bone is connected to the". Record or do in class.	Find a medical video describing symptoms. Suggestions: <a href="#">Maggie's Journal</a> , <a href="#">Helen's Place</a>
Create a life size drawing of a body and label its parts. Take a picture or bring it in.	Respond to the prompt in (language) "I don't feel well, I'm sick, etc..." on class wiki space or Edmodo.	Find a direction sheet or a box from something medical. Suggestions: <a href="#">www.goracorell.fr</a>	Record a video in language describing symptoms to an illness or injuries from an accident.
Play "Operation" and say the parts as you remove them.	Write a paragraph in (language) describing a time you went to the doctor. What happened to you, what were your symptoms? What did he/she tell you to do to get better?	Find a job ad for a bilingual medical job. What are the qualifications? Pay?	
Talk to someone in a medical field. Find out how a World Language would help or does help them at work. Do they earn more money? This can be done in English. Report your findings. (Community)		Listen to 5 dialogs on <a href="#">www.practicingspanish.com</a> . Write a list of new words you learn.	Listen to a song that has body parts. Download or find lyrics. Suggestions: <a href="#">Cuidarte el alma</a> , <a href="#">La Tortura</a> , <a href="#">Alouette</a>

Kara Parker & Megan Smith

<http://www.creativelanguageclass.com/planning/class-routines/real-world-homework/>

# T.A.R.E.A.

Trabajo

Auténtico

Realista

Educativo y

Ambicioso

# T.A.R.E.A

**Goal 1: To get students to use Spanish outside of school in realistic/more relevant ways.**



# T.A.R.E.A.

**Goal 2: To empower students by giving them choice**



# T.A.R.E.A.

**Goal 3: To allow students to have fun with the language.**



# T.A.R.E.A.

**Goal 4: To allow students to interact with others (peers, family, natives).**



# T.A.R.E.A.

**Goal 5: To extend learning beyond the classroom.**



# T.A.R.E.A.

## Stamp Sheet

### T.A.R.E.A.

Trabajo Auténtico, Realista, Educativo, y Ambicioso  
Meaningful and Applicable - the way homework was meant to be

Spanish is a living language. When you leave our classroom, you are equipped with the ability to use the Spanish language in your daily life. This is why homework should be relevant to you. Choose 6 of the following activities. Some are cultural, some invite you to learn more about Spanish, some encourage you to interact with people, and others ask you to creatively work with the language. Once you complete an activity, show Señora Patin during reasonable times during class (please not at the beginning of the hour), before school, after school, or during 2nd lunch. You will receive a stamp. Each activity/stamp is worth 10 points (60 points total). This sheet will be collected on or before 2:45 PM on Friday, December 18. All points will be included in the ENRICHMENT portion of your grade. \*Denotes an activity that may be completed at school during lunch in the media center or during free time. Have fun!

\*Find a new song in Spanish, read the lyrics, and summarize its meaning in English. Tell the artist, the genre/kind of Latin music it is, and 3 new words you learned. Proof: Bring in the lyrics sheet with the above info written on it and submit.

\*Read a news article from the Spanish CNN site. Complete the Article Review Sheet (shared with you in Google Classroom via Google Drive). Proof: Print out article, staple it to your completed Article Review Sheet, and submit.

Find some pictures (of anything/anyone) and record yourself telling an original story in Spanish, off the top of your head. Proof: Submit pictures used and audio file/show video clip to Mrs. Patin.

\*Tweet in Spanish 10 times using the hashtag #hablaOMS - Tweets should be over the course of several days. Proof: Screenshots of your tweets, emailed or printed off and submitted to Mrs. Patin

Complete the Instagram Challenge (10). Information about this has been shared with you in Google Classroom. Proof: Screenshots of your pictures with captions emailed or printed off and submitted to Mrs. Patin. #hablaOMS

Talk to someone who holds a Bachelor's Degree or higher other than a teacher/someone working in a school. Find out how Spanish would help or does help him/her at work. Does he/she earn more money knowing Spanish (or could he/she earn more money)? Report your findings. This can be done in English. Proof: Turn in a paper with your findings to Mrs. Patin. Include who you spoke with, his/her degree, where he/she works, and what his/her specific job roles are. This is worth 2 stamps.

\*Write an original story in Spanish that is at least 10 sentences long. Proof: Turn in your story to Mrs. Patin.

Find Spanish being used anywhere outside of school - it could be while you are out and about anywhere. Take a picture of it/record it. Proof: Show picture/recording to Mrs. Patin. (Make sure it really is Spanish - look for words you know to verify it.)

Have a conversation with a native Spanish-speaker only in Spanish. Record this conversation and play it for Mrs. Patin (could be in school/restaurant/store/family member/friend/etc.). Proof: Play recording for Mrs. Patin, or email her the audio file. (Native = someone of hispanic descent or who is from a Spanish-speaking country who speaks Spanish regularly) (Example of non-native speakers = your parents who took Spanish class, Mrs. Patin/another non-native Spanish teacher) This is worth 2 stamps.

Do a Zumba routine and film yourself OR attend a Zumba class. Proof: Show Mrs. Patin the film of you doing the routine or take a picture of you and the Zumba instructor and show the picture to Mrs. Patin.

\*Play Duolingo app, or go to website [duolingo.com](https://www.duolingo.com) & play in Spanish. Proof: Show Mrs. Patin on portable device or on computer your progress. Show Mrs. Patin your starting level before you start. Starting level \_\_\_\_\_

\*Make an original 10 question Kahoot! quiz all in Spanish on the actual website, complete with answers. If you include images in your quiz, you get 2 stamps. Proof: log in to your account (free) and use the "share" option to share it with Mrs. Patin ([spatin@otsegoops.org](mailto:spatin@otsegoops.org)).

1 or 2 stamps, based on the kind of quiz you make - please make sure you read the instructions above, especially if you are looking for 2 stamps.

\*Find a famous Spanish-speaking person from anywhere that you didn't know about before. Proof: Write his/her name on paper & include where he/she is from, what his/her job is, & 3 other interesting facts.

Use the self-checkout in Spanish at a local store. Record yourself doing this. Proof: Show Mrs. Patin the recording of you checking out in Spanish or email her the video.

Bring in a magazine/brochure/newspaper that is in Spanish. Write a brief description of it after looking through it/reading it. Proof: Turn in the item you bring, along with the description of it to Mrs. Patin.

\*Go to the website <https://freerice.com/category> and select "Spanish" under the Language Learning section. Play to donate rice to hungry people in the world. Proof: Take screenshot of grains donated and share it with/show it to Mrs. Patin.

\*Explore the website <https://www.studyspanish.com/> and create and take your own unique quiz. Proof: Print off the quiz, take the quiz with pencil/pen, and submit it to Mrs. Patin.



# T.A.R.E.A.

## The Stamp



[http://www.amazon.com/Spanish-Teacher-Stamp-BUEN-TRABAJO/dp/B004LYRSYC/ref=sr\\_1\\_2?s=office-products&ie=UTF8&qid=1445571420&sr=1-2&keywords=spanish+self-inking+teacher+stamps](http://www.amazon.com/Spanish-Teacher-Stamp-BUEN-TRABAJO/dp/B004LYRSYC/ref=sr_1_2?s=office-products&ie=UTF8&qid=1445571420&sr=1-2&keywords=spanish+self-inking+teacher+stamps)

# Challenges

Technology (lack of)

Special Needs

Procrastination

So excited want stamps @beg of class

# Advantages

Generates Excitement

School-Home Connections

Creates enrichment opportunities for advanced students

Empowers students

Sells your program (keynote address)

**Some popular  
choices**



# GetKahoot.com





RCASAI  
REAL

MEXICAN RESTAURANT





A screenshot of the Duolingo website interface. The top navigation bar is blue with the Duolingo logo and links for Home, Activity, Discussion, and Immersion. The main content area is white and features a 'French skills' section with a grid of activity icons: 'Hello 1', 'Hello 2', 'Phrases', 'Food', 'Animals', 'Hello 3', 'Phrases', and 'Phras'. To the right is a 'French progress' section with a progress bar, '982 XP' and '188 streaks', and a 'Strengthen skills' button. Below that is a 'Leaderboard' section with a table of user scores.


Leaderboard	
This week	This month
Julien	100 XP
Quentin	40 XP
Guillaume	30 XP
Yves	20 XP
Benjamin	20 XP


F R E E  
**Rice** 2.0


HOME | SUBJECTS | GROUPS | RICE! | MY ACCOUNT | ABOUT | SPREAD THE WORD | ENGLISH ▾

For each answer you get right, we donate 10 grains of rice through the World Food Programme to help end hunger

JoJo33 | [Logout](#)

 My totals: 8970 Grains [»](#)

 Friends activity: 0

 Groups: [Select a group](#) [»](#)

Spanish

[Change Subjects](#) ▶

Correct! el verano = summer

**el hombro** means

cord

shoulder

grass

tax

Level: 3 to 10

Best Level: 5

[Change Level](#) ▶

[Re-Start](#) ▶



100

100

100

100

100

You have now donated 520 grains of rice.

[Learn more ways to fight hunger](#) >

# CNN in Spanish article

## El artículo de Internet

El título del artículo:

El tema principal (main topic):

5 frases/palabras nuevas (en español y después sus significados en inglés):

1.

2.

3.

4.

5.

Lo que aprendiste en este artículo (debes escribir por lo menos 7 oraciones en español):



**Idea after watching movie McFarland, USA**



**Plumbing**  
Plomería

EXIT



**Bath**  
Baños



**Tools**  
Herramientas



**Hardware**  
Ferretería



**Lumber**  
Madera

# <http://lyricstraining.com/>

Antonio Orozco & Malu - Devuelveme La Vida Spanish/Spain Easy



VEVO

00:19 / 04:00

Pido perdón por no haber escuchado

Pido perdón ... .. lágrimas que hablan de mí

Pido perdón ... tus noches • solas

Time 00:53 Words 0/50 Skips 0 Withdraw Restart Help

Like 0 Send Tweet 0 + 0

Do you like Lyri

### My Account

**ootkaman**  
ootkaman@gmail.com **659** points

- ▶ My profile
- ▶ My stats
- ▶ My vocabulary
- ▶ My lyrics
- ▶ New lyrics
- ▶ Sign out

### Learn Italian in 10 Days

[PimsleurApproach.com/Learn-Italian](http://PimsleurApproach.com/Learn-Italian)  
World-famous Pimsleur Method. As seen on PBS - \$9.95 w/ Free S&H.

→

Gestión anuncios

### High Scores

*Intermediate Mode*

1	<input type="checkbox"/> anonymous	500 Points
2	emcaste93	495 Points
3	ajackso3	400 Points
4	hottucelo	310 Points

# El Desafío Instagram

Upload your picture, a sentence in Spanish using the #hashtag of the day, PLUS the #hablaOMS hashtag to Instagram. Do 10, show them to Sra. Patin, and get your stamp.

## octubre



19 - #MeGusta

20 - #YoSoy

21 - #Corro

22 - #MiAmigoEs

23 - #Hablo

24 - #Cierra

25 - #Toma

26 - #Somos

27 - #Hojas

28 - #Calabaza

29 - #QuieroSer

30 - #Disfraz

31 - #Dulces

Idea adapted from: Adelaida Martín and Pilar Munday <http://pilarmunday.com/instagramele-challenge/>

**T.A.R.E.A. - Trabajo Auténtico, Realista, Educacional, y Ambicioso**

**Sarah Patin, Otsego Middle School**

[spatin@otsegops.org](mailto:spatin@otsegops.org)

**@espanolsrs (Twitter)**

**Choice Examples:**

- Find a new song in Spanish, read the lyrics, and summarize its meaning in English. Tell the artist, genre/kind of Latin music it is, and 3 new words you learned. Proof: Bring in the lyrics sheet with the above info written on it and submit
- Find a new (insert specific genre/or song that has some kind of verb tense/word or phrase you are working with in it) song in Spanish, read the lyrics, and summarize its meaning in English. Tell the artist, genre/kind of Latin music it is, and 3 new words you learned. Proof: Bring in the lyrics sheet with the above info written on it and submit
- Read a news article from the Spanish CNN site and complete the Article Review Sheet. Proof: Print out article, staple it to your completed Article Review Sheet, and submit
- Read a current news article in Spanish about baseball or soccer (or anything else - could be a current political event/situation, etc.) and complete the Article Review Sheet. Proof: Print out the article, staple it to your completed Article Review Sheet, and submit.
- Find pictures (of anything/anyone) and record yourself telling an original story in Spanish off the top of your head. Proof: Submit pictures used and audio file/show video to your teacher
- Tweet in Spanish 10 times using our class hashtag. Tweets should be over the course of several days. Proof: Screenshots of your tweets emailed/printed off/shown to teacher
- Tweet in Spanish 10 times using (fill in blank with a verb tense/theme/concept) in each tweet. Proof: Screenshots of your tweets emailed/printed off/shown to teacher



- Reply in Spanish 10 times to others on twitter (using the past tense/anything you'd like them to practice) and using the hashtag #xxxxxx (whatever you decide your school's hashtag will be). Proof: Screenshots of your tweets including original person's tweet - may be emailed or printed off and submitted.
- Follow someone with a verified (✓) Twitter account in Spanish who tweets in Spanish. @ Mention him/her 5 times in Spanish and also include the hashtag #xxxxxx (whatever your school hashtag is). Proof: Screenshots of your tweets may be emailed or printed off and submitted.
- Complete the Instagram Challenge (10). Proof: Screenshots of your pictures with captions emailed/printed off/shown to teacher
- Respond to (##) of others' Instagram Challenge posts in Spanish with a sentence. You should write 10 different sentences, and each should be related to the picture/sentence you are responding to. It can be a question or pose or a comment you make. It should be more than "Me gusta." Also include the hashtag #xxxx (school hashtag). Proof: Screenshots of your responses, including the original picture and comment you're responding to emailed/printed off/shown to teacher
- Write an original story in Spanish that is at least 10 sentences long. Proof: Submit story to teacher
- Write an original story in Spanish that is at least 10 sentences long and is in the (insert tense) tense/contains (fill in the blank with words/concepts you want student to include). Proof: Submit story to teacher (you could also tell them what you want the story to be about - i.e. a famous person, etc.).
- Talk to someone who holds a Bachelor's Degree or higher other than a teacher/someone working in a school. Find out how Spanish would help or does help him/her at work. Does he/she earn more money knowing Spanish (or could he/she earn more money)? Report your findings. Also include the name of the person you spoke with, his/her degree, where he/she works, and what his/her specific job role(s) is(are). Be prepared to have a conversation with your teacher about this. You can do it in English. This is worth 2 stamps.

- Find Spanish being used anywhere outside of school - it could be while you are out and about anywhere or at home. Take a picture of it/record it/bring it in. Proof: Show picture/recording/actual object to teacher.
- Find Spanish being used in a store that involves shopping for clothing. Proof: A picture of where the Spanish is being used (showing the store name) and another picture of the store name and sign where you found the Spanish being used.
- Sit down and have dinner with your family all together. Proof: Take a picture of you and as many family members as you can sitting at the dinner table (someone may have to be the photographer, that's ok) AND write about the things you talked about and anything that you learned about your family members while having dinner together. Either email or show the picture to your teacher, and be prepared to discuss what you wrote down as well before turning in your paper.
- Have a conversation with a native Spanish-speaker only in Spanish. Record this conversation. Proof: Play recording for your teacher, or email him/her the audio file. (Would be wise to define what "native" speaker is and is not)
- Do a Zumba routine and film yourself OR attend a Zumba class. Proof: Show teacher the film of you doing the routine or take a picture of you with the Zumba instructor at the class.
- Play the Duolingo app or go to the website [duolingo.com](https://www.duolingo.com) and play in Spanish. You will need to show you made progress. Proof: Show the teacher on your portable device or on the computer your progress. You will need to show your teacher your starting level before completing this. She/he will make a note of your beginning level and will initial the box.
- Bring in a magazine/brochure/newspaper that is in Spanish. Write a brief description of it after looking through it/reading it. Proof: Turn in the item you bring, along with the description of it to your teacher.
- Explore the website [www.studyspanish.com](https://www.studyspanish.com) and create and take your own unique quiz. Proof: Print off the quiz, take the quiz with pencil/pen, and submit it to teacher.

- Find a famous Spanish-speaking person from anywhere in the world that you didn't know about before. Proof: Write his/her name on paper and include where he/she is from, what his/her job is, and 3 other interesting facts (can do in Spanish or English).
- Use the self-checkout in Spanish at a local store. Record yourself doing this. Proof: Show your teacher the recording of you checking out in Spanish or email the video file to your teacher.
- Use the self-checkout in Spanish at a local store BUT you must buy something that you have to look up/weigh (i.e. banana, donut, apple, etc.). Record yourself doing this. Proof: Show your teacher the recording of you checking out in Spanish or email the video file to your teacher.
- Make an original, 10 question Kahoot! quiz all in Spanish on the actual website. You must also include the answers (also in Spanish). If you include images in your quiz for each question, you get 2 stamps. Proof: Log in to your account (free) and use the "share" option. You will type in your teacher's email address. If you do not include pictures in your quiz for each question, you get 1 stamp.
- Go to the website [freerice.com/category](https://www.freerice.com/category) and select "Spanish" under the "Language Learning" section. Play to donate rice to hungry people in the world. Proof: Take a screenshot of the grains you worked to donate and share it with/show it to your teacher (via email, or on your smart device/computer).
- Call xxx-xxx-xxxx (Google Phone number) and leave a message in Spanish. Please include: First and Last Name, and then either talk about your weekend plans, what you did over the weekend, or what you plan to do this summer.
- Design a new outfit and then describe it in Spanish. Proof: Show your outfit (drawn/etc) to your teacher along with a written description of the outfit. Use colors and patterns/other adjectives in your description.
- Make a video on Vine that shows something that you have learned this year in Spanish class. Proof: Show your teacher the video.
- Bring in an advertisement for fashion/clothing in Spanish. Proof: Turn in a copy of the ad, along with a summary in English of what it's trying to sell. This can be from a real magazine or an online/internet site.

- Go to an elementary classroom and teach a Spanish lesson to students. Proof: The teacher in the class you visit should send me an email confirming your lesson AND you need to take a picture of you with the class/teaching the class and show it to me. You will need to make prior arrangements with the teacher beforehand, and you will need to provide your own transportation. If you opt to do this, I will be happy to give you suggestions/ideas, and you can use supplies in my classroom to prepare.
- Go to the website <http://lyricstraining.com/> and complete a SPANISH song quiz. Proof: Take a screenshot containing your final score and the song title and then show/email the screenshot to me OR print the screen showing the song title and final results and submit.
- Plan a Spring Break trip to a Spanish-speaking country. You will give the name of the country, any city you visit, 5 tourist sites you will visit, and what you can do at each site. Proof: Submit paper in Spanish (English if they are new learners)
- Go to an authentic restaurant for food from a Spanish-speaking country (where native speakers work). Order in Spanish and/or speak to a worker there in Spanish. Record yourself doing this. Proof: Bring your teacher a takeout menu (or a picture of the actual menu), along with the recording of your conversation.
- Visit the website <http://radiolingua.com/coffeebreakspanish/> and go to the “free lessons” tab. Listen to a podcast in Spanish. Report 3-5 things that you learned. Proof: Turn in a paper with the name of the episode, theme, and the things you learned.
- How will/could you use Spanish in your future career? Proof: Write about your career and how you can/will use Spanish in that field (can be in English or Spanish, depending on level of learner). Also include 5 phrases in Spanish that you could use to help you in your career.
- What are (appropriate) phrases that you’ve always wanted to know how to say in Spanish but never learned? Proof: Find 5 phrases you’ve always wanted to know how to say and write them in Spanish and what they mean in English.
- Find an authentic recipe from a Spanish-speaking country. Prepare it, eat it, and do a review on it. Proof: Submit a paper that has the name of the dish, main ingredients, and your thoughts/review of the dish (can be done in Spanish or English depending on level of learner) along with a picture of you eating the dish/with it.

- Watch (Insert title of cultural movie you want student to watch) and reflect on it. Compare and contrast it to our culture/customs in the United States. Proof: A paper (Spanish or English, depending on level of learner) that includes the title of the movie, when you watched it, a summary of the plot, and a comparison/contrast to our culture/customs in the United States. Also give any other general thoughts you have about the movie (did you like it, did you learn anything you didn't know before, were you surprised by anything, etc.). Also turn in a picture of you watching the movie.
  
- Research (insert name of holiday) and discuss (insert number) traditions surrounding it in (insert name of Spanish-speaking country). Proof: Turn in a paper (English or Spanish depending on level of learner) that talks about the holiday, at least 3 customs, and your thoughts about the holiday and their customs.
  
- Research a holiday that we do not celebrate in the United States that is celebrated in a Spanish-speaking country. Proof: Turn in a paper (English or Spanish depending on level of learner) that talks about the holiday, at least 3 customs, and your thoughts about the holiday and their customs.

# Other Choice Ideas



**Always looking for ideas**

**Pinterest**

**Church Service**

**Self Checkout produce/donut**

# T.A.R.E.A.

Could you adapt this to your language classroom?

Could your students benefit from any of these choices?

What are some ideas you have that could be choices?



**What questions do you  
have?**



# Making Homework Relevant Through Choice

*Meaningful and Applicable - the way homework was  
meant to be*

Sarah Patin, Otsego Middle School

[spatin@otsegops.org](mailto:spatin@otsegops.org)

@espanolsrs - Twitter